



A trusted name in the Indian real estate sector, VVIP group excelled into prominence over three decades in the real estate infra and hospitality. The group has been thriving since its inception under the inspiring leadership of Mr. Praveen Tyagi and dynamic vision of his sons Mr. Vibhor Tyagi and Mr. Vaibhav Tyagi. VVIP group possesses expertise in the execution and construction of infrastructure projects, primarily real estate & hospitality. Beginning our real estate journey with our first residential project VVIP Addresses, we have achieved several great milestones and trust of our customers on the way.





VVIP NAMAH

— DELHI MEERUT EXPRESSWAY —

3 & 4 BHK LUXURIOUS APARTMENTS

There is nothing more satisfying than a comfortable and well-equipped living adorned with the bounties of nature. At VVIP Namah, we bring the panch-tatva of nature together to present a Boutique Resort Living, to give shape to your biggest dream of owning a home. VVIP Namah enables life to evolve as it is meant to be, natural and comfortable.



Jal



Aakash



Vayu



Agni



Bhumi

स्वागतम्

YOUR COSMOS
AWAITS





VVIP NAMAH

DELHI MEERUT EXPRESSWAY

3 & 4 BHK LUXURIOUS APARTMENTS

Feel positive vibes and start great as you enter the perfect amalgamation of panch-tatva enabling divine yet modern living. Welcome to a perfect blend of spiritual beliefs and modern values.

Welcome to VVIP Namah.



भूमि

Set your feet as roots
in the womb, this is your own,
your own earned home







स्थिरता

Make your mark

Life is supposed to be going on but you always need the sustainability and stability to keep it going well and sound, things that you find at your own place.

Earthquake
safe
structure

World-class
construction

Strong
foundation








OWN YOUR PRIDE

In today's time when residential projects are sprouting from anywhere to everywhere, having a home that's approachable without rigorous instructions is a matter of pride.

Standing like a crown at NH-24, VVIP Namah claims an easy-to-spot prominent location that connects to all four directions conveniently.

-  Close to Eastern Peripheral
-  Located on NH-24
-  Strategic location





Keep your soul
flowing and fair, build
your castle amid fresh air.





सुकून

Love for serenity

Fresh air is as good for the mind as for the body. It feels like a medium of communication between us and the nature that touches our soul in a beautiful way.

Lush green
surroundings

Peaceful
living

Refreshing
environment





BREATHE IN THE JOY

Nestled amidst lush greenery and surrounded by vibrant landscapes, VVIP offers an unparalleled living experience. Immerse yourself in the tranquility of nature as you stroll through meticulously landscaped gardens, breathe in the fresh air, and awaken your senses to the beauty that surrounds you.

Take a leisurely walk along scenic trails or simply unwind in the shade of the verdant groves. Embrace a lifestyle where greenery becomes an integral part of your everyday life.



Jogging tracks



Landscaped gardens



Spacious & airy Balconies





Control the mysteries
going side by side,
Take the stream,
flawless and right.





प्रवाह

Calm everyday

Water can heal, soothe and calm our minds.

Living becomes divine when we stay close to this incredible gift of nature.

Exotic
water
features

Enhanced
coolness

Divine
fountains





GOING WITH THE IDEAL IDEA

Life should flow like water, continuous and carefree. At VVIP Namah, we have made every effort to add a moment of calm to this fast and crazy lifestyle.

We believe "soothing views encourage soothing thoughts" and so whichever direction you look here, you will find soothing water features in different forms and shapes enhancing the charm of your residence by many folds.



City's first wave pool



Fountains & Lily ponds



Outdoor LED screen on floating deck





Just a touch
to strengthen the traits,
we value much.





शाक्ति

Never a dull moment

The ultimate way to set your life on the right track is to utilise your energy at the right places, right people and right resources.

Active lifestyle

Luxurious amenities

Energy booster



Actual Image



DISCOVER YOUR INNER POWER

Escape the daily pressures of life and elevate your well-being to new heights. Immerse yourself in the pleasures of a luxurious club right within your residential society, where indulgence and relaxation await.

Gone are the days of long drives just to enjoy a game of billiards. Step out of your apartment and find yourself in a grand clubhouse, offering an array of leisure activities designed to rejuvenate your senses. Engage in captivating tabletop sports like air hockey or table tennis, or treat yourself to exotic refreshments that transport you to a world of bliss.



Tabletop sports



Fully equipped Gym



Refreshment zone



आकाश

Choose to open up
your arms to fly high
and cherish all





समावेश

Anything for you

There is no place for a void. Experience the joy of expanding your horizon and embracing everything at one place, right by the side of your home.

Open
interaction
spaces

Community
living

Peacock
point





EMBRACE EVERYTHING

Experience the Perfect Blend of Luxury and Leisure at Namah, where Elegance Reigns Supreme, and all within the Serene Embrace of an Exotic Open Terrace Garden.

Relax and Unwind in the Comfort of Cozy Seating Spaces, as you Delight in a Refreshing Cup of Coffee, fostering Connections within the Community or Engaging in Precious Moments of Self-Reflection.



Open Terrace with seating arrangements



Open air roof-top gym



Surrounded by greenery



SITE LAYOUT PLAN

1. Arrival Plaza

9. Wave Pool

2. Water Feature

10. Entertainment Area

3. Lily Pool

11. Namah - The Prayer Hall

4. Zen Garden

12. Lawn

5. Kid's Play Area

13. Fountains/water Bodies

6. Badminton Court & Basketball Net

14. Floating Deck

7. Sit-out Space & Media Screen

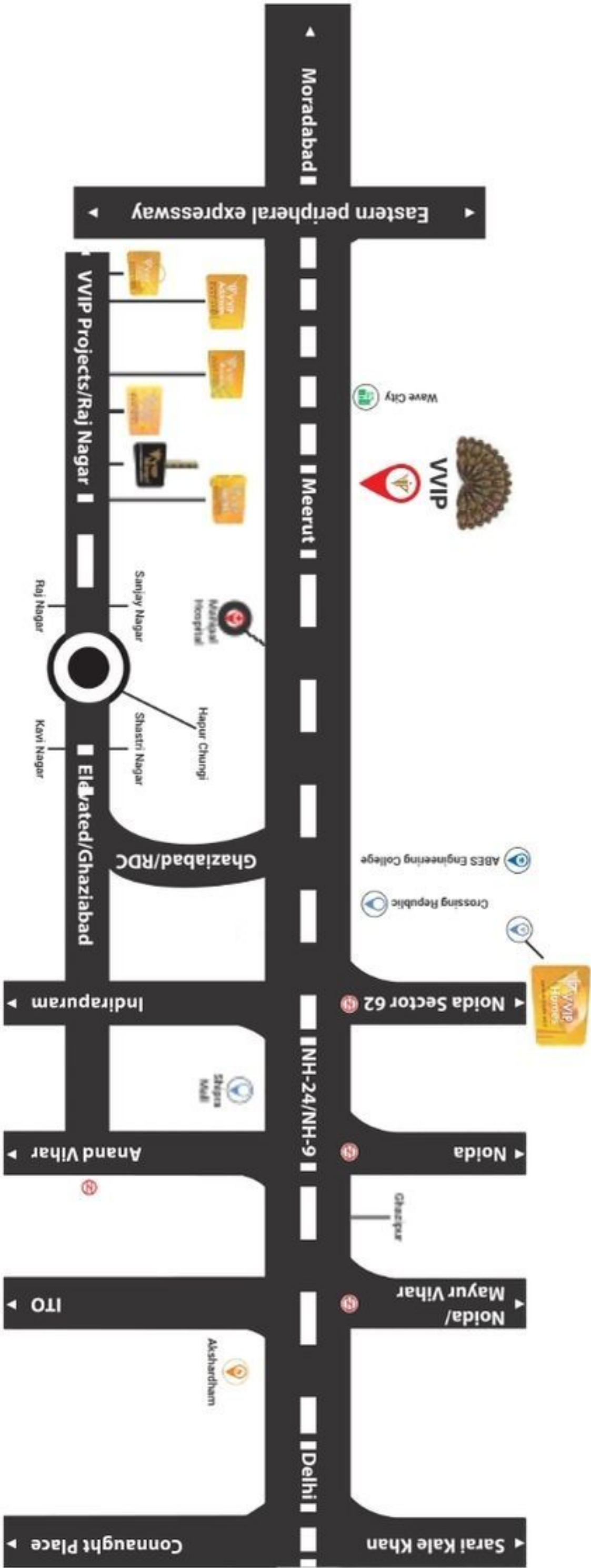
15. Tower Entry

8. Refreshment Bar



LOCATION MAP

5 minutes from Ghaziabad RDC	15 minutes from Hindon Airport	15 minutes from Anand Vihar	25 minutes from Nizamuddin Railway Station	55 minutes from IGI Airport	30 minutes from Meerut
10 minutes from Ghaziabad Railway Station	10 minutes from Sector 62 Noida	20 minutes from Akshardham	30 minutes from Cannaught Place	50 minutes from Jewar Airport	30 minutes from Hapur



*Map not to scale


Disclaimer: This map is for internal circulations only. The map depicts approximate locations and distances based on available data and are subject to change without prior notice.



सुख

Our modern club is a testament to refined living, designed to cater to your desires.


Socialize with fellow residents in stylish gathering spaces, or simply enjoy a moment of solitude amidst the joyful surroundings.



Double
height club



World class
amenities



Multiple
recreational
options

DOUBLE HEIGHT CLUB ENTRANCE LOBBY





PREMIUM CLUB OFFERINGS

- Double Height Club House with World Class Amenities
- Thrilling Table Tennis
- Exciting Pool Table
- Fun Foosball Table
- Fun Air Hockey
- Well-lit Corridor
- State-of-the-art Gym
- Rejuvenating Yoga Space
- Refreshing Coffee Café
- Wide Passage
- Spacious Lounge Space
- Cozy Cards/ Carrom Room
- Luxurious Banquet hall
- Exciting Kids Zone
- Modern Lift Lobby





UP YOUR GAME



HEAL TO HEALTH



UNVEILING EXQUISITE EXCELLENCE





घर


Gentle whispers of the wind, warm embrace of the sun, grounding presence of the earth beneath your feet, soothing melodies of flowing water, and the vibrant colors of flourishing flora. Experience a harmonious union of opulence and nature, where your dreams of a tranquil lifestyle come to life.



Spacious &
lively
apartments



Maximum
natural light



Surrounded
by greenery

ROYAL RAJASTHANI JHAROKHA DESIGN





BIRD'S EYE VIEW



FLOOR PLANS



Tower-A Key Plan
Tower A (3105) 4BHK + 5 T
+ Servant + 6 Balcony

Unit - 1 & 2
 Super Area - 288.44 SQ.MT. (3105 SQ.FT.)
 Carpet Area - 156.47 SQ.MT. (1684.24 SQ.FT.)
 Balcony Area - 47.54 SQ.MT. (511.72 SQ.FT.)
 Built-Up Area - 213.50 SQ.MT. (2298.11 SQ.FT.)

Disclaimer: While every attempt has been made to ensure the accuracy of the plans shown, all measurements, positioning, fixture, fittings and any other data shown are an approximate interpretation for illustrative purposes only and are not to scale. No responsibility is taken for any error, omission, mis-statement or use of data shown. The company reserves the right to make changes in the plans, specifications, dimensions and elevations without any prior notice. Super Area: (i) the entire area of the said flat enclosed by its periphery walls, including half of the area under common walls between two flats, and full area of walls in other case; area under columns, cupboards, windows, window projections and balconies; and (ii) proportionate share of service area to be utilized for common use and facilities, including but not limited to lobbies, staircase, circulating areas, lifts, shafts, passage, corridors, stairs, lift machine room, area for water supply arrangement, maintenance office, security/fire control rooms etc. Built up Area: Built up area, as per CREDAI definition, shall mean the total Polyline(P.Line) area measured on the outer line of the unit including balconies and /or terrace with or without roof. The outer walls which are shared with another units shall be computed at 50% Remaining Outer walls are computed at 100%. Carpet Area: Carpet Area is the net usable floor area of an apartment, excluding the area covered by the external walls, areas under services shaft exclusive balcony or verandah area and exclusive open terrace area, but includes the area covered by the internal partition walls of the apartment. 1 sq. ft. = 0.0929 sq. mt., 1 sq. mt. = 10.764 sq. ft., 1 ft. = 0.305 mt and 1 mt = 3.281 ft.

FLOOR PLANS



Tower-B Key Plan

Tower B Type - I (1980) 3BHK + 3 T
+ Study/ Store + 3 Balcony

Unit - 1, 3 & 4

Super Area - 184.13 SQ.MT. (1980 SQ.FT.)

Carpet Area - 100.04 SQ.MT. (1076.83 SQ.FT.)

Balcony Area - 26.42 SQ.MT. (284.38 SQ.FT.)

Built-Up Area - 136.82 SQ.MT. (1472.73 SQ.FT.)

Disclaimer: While every attempt has been made to ensure the accuracy of the plans shown, all measurements, positioning, fixture, fittings and any other data shown are an approximate interpretation for illustrative purposes only and are not to scale. No responsibility is taken for any error, omission, mis-statement or use of data shown. The company reserves the right to make changes in the plans, specifications, dimensions and elevations without any prior notice. Super Area: (i) the entire area of the said flat enclosed by its periphery walls, including half of the area under common walls between two flats, and full area of walls in other case; area under columns, cupboards, windows, window projections and balconies; and (ii) proportionate share of service area to be utilized for common use and facilities, including but not limited to lobbies, staircase, circulating areas, lifts, shafts, passage, corridors, stairs, lift machine room, area for water supply arrangement, maintenance office, security/fire control rooms etc. Built up Area: Built up area, as per CREDAI definition, shall mean the total Polyline(P.Line) area measured on the outer line of the unit including balconies and /or terrace with or without roof. The outer walls which are shared with another units shall be computed at 50% Remaining Outer walls are computed at 100%. Carpet Area: Carpet Area is the net usable floor area of an apartment, excluding the area covered by the external walls, areas under services shaft exclusive balcony or verandah area and exclusive open terrace area, but includes the area covered by the internal partition walls of the apartment. 1 sq. ft. = 0.0929 sq. mt., 1 sq. mt. = 10.764 sq. ft., 1 ft. = 0.305 mt and 1 mt = 3.281 ft.

FLOOR PLANS



Tower-B Key Plan Type - II (1980) 3BHK + 3 T + 3 Balcony

Unit - 2

Super Area - 184.60 SQ.MT. (1980 SQ.FT.)

Carpet Area - 95.35 SQ.MT. (1026.35 SQ.FT.)

Balcony Area - 29.94 SQ.MT. (322.27 SQ.FT.)

Built-Up Area - 135.92 SQ. MT. (1463.04 SQ.FT.)

Disclaimer: While every attempt has been made to ensure the accuracy of the plans shown, all measurements, positioning, fixture, fittings and any other data shown are an approximate interpretation for illustrative purposes only and are not to scale. No responsibility is taken for any error, omission, mis-statement or use of data shown. The company reserves the right to make changes in the plans, specifications, dimensions and elevations without any prior notice. Super Area: (i) the entire area of the said flat enclosed by its periphery walls, including half of the area under common walls between two flats, and full area of walls in other case; area under columns, cupboards, windows, window projections and balconies; and (ii) proportionate share of service area to be utilized for common use and facilities, including but not limited to lobbies, staircase, circulating areas, lifts, shafts, passage, corridors, stairs, lift machine room, area for water supply arrangement, maintenance office, security/fire control rooms etc. Built up Area: Built up area, as per CREDAI definition, shall mean the total Polyline(P.Line) area measured on the outer line of the unit including balconies and /or terrace with or without roof. The outer walls which are shared with another units shall be computed at 50%. Remaining Outer walls are computed at 100%. Carpet Area: Carpet Area is the net usable floor area of an apartment, excluding the area covered by the external walls, areas under services shaft exclusive balcony or verandah area and exclusive open terrace area, but includes the area covered by the internal partition walls of the apartment. 1 sq. ft. = 0.0929 sq. mt., 1 sq. mt. = 10.764 sq. ft., 1 ft. = 0.305 mt and 1 mt = 3.281 ft.

FLOOR PLANS



Tower-B Key Plan Type - III (1635) 3BHK + 3 T + 3 Balcony

Unit - 5

Super Area - 151.73 SQ.MT. (1635 SQ.FT.)

Carpet Area - 80.63 SQ.MT. (867.90 SQ.FT.)

Balcony Area - 27.89 SQ.MT. (300.21 SQ.FT.)

Built-Up Area - 115.17 SQ.MT. (1239.69 SQ.FT.)

Disclaimer: While every attempt has been made to ensure the accuracy of the plans shown, all measurements, positioning, fixture, fittings and any other data shown are an approximate interpretation for illustrative purposes only and are not to scale. No responsibility is taken for any error, omission, mis-statement or use of data shown. The company reserves the right to make changes in the plans, specifications, dimensions and elevations without any prior notice. Super Area: (i) the entire area of the said flat enclosed by its periphery walls, including half of the area under common walls between two flats, and full area of walls in other case; area under columns, cupboards, windows, window projections and balconies; and (ii) proportionate share of service area to be utilized for common use and facilities, including but not limited to lobbies, staircase, circulating areas, lifts, shafts, passage, corridors, stairs, lift machine room, area for water supply arrangement, maintenance office, security/fire control rooms etc. Built up Area: Built up area, as per CREDAI definition, shall mean the total Polyline(P.Line) area measured on the outer line of the unit including balconies and /or terrace with or without roof. The outer walls which are shared with another units shall be computed at 50%. Remaining Outer walls are computed at 100%. Carpet Area: Carpet Area is the net usable floor area of an apartment, excluding the area covered by the external walls, areas under services shaft exclusive balcony or verandah area and exclusive open terrace area, but includes the area covered by the internal partition walls of the apartment. 1 sq. ft. = 0.0929 sq. mt., 1 sq. mt. = 10.764 sq. ft., 1 ft. = 0.305 mt and 1 mt = 3.281 ft.

FLOOR PLANS



4

5

6

3



Tower-C Key Plan
Tower C Type - I (1985) 3BHK
+ 3 T + 3 Balcony

Unit - 4 & 6

Super Area - 184.59 SQ.MT. (1985 SQ.FT.)

Carpet Area - 96.14 SQ.MT. (1034.85 SQ.FT.)

Balcony Area - 31.07 SQ.MT. (334.43 SQ.FT.)

Built-Up Area - 136.78 SQ.MT. (1472.30 SQ. FT.)

Disclaimer: While every attempt has been made to ensure the accuracy of the plans shown, all measurements, positioning, fixture, fittings and any other data shown are an approximate interpretation for illustrative purposes only and are not to scale. No responsibility is taken for any error, omission, mis-statement or use of data shown. The company reserves the right to make changes in the plans, specifications, dimensions and elevations without any prior notice. Super Area: (i) the entire area of the said flat enclosed by its periphery walls, including half of the area under common walls between two flats, and full area of walls in other case; area under columns, cupboards, windows, window projections and balconies; and (ii) proportionate share of service area to be utilized for common use and facilities, including but not limited to lobbies, staircase, circulating areas, lifts, shafts, passage, corridors, stilts, lift machine room, area for water supply arrangement, maintenance office, security/fire control rooms etc. Built up Area: Built up area, as per CREDAI definition, shall mean the total Polyline(P.Line) area measured on the outer line of the unit including balconies and /or terrace with or without roof. The outer walls which are shared with another units shall be computed at 50% Remaining Outer walls are computed at 100%. Carpet Area: Carpet Area is the net usable floor area of an apartment, excluding the area covered by the external walls, areas under services shaft exclusive balcony or verandah area and exclusive open terrace area, but includes the area covered by the internal partition walls of the apartment. 1 sq. ft. = 0.0929 sq. mt., 1 sq. mt. = 10.764 sq. ft., 1 ft. = 0.305 mt and 1 mt = 3.281 ft.

FLOOR PLANS



Tower-C Key Plan

Type - II (1970) 3BHK + 3 T
+ Study/ Store + 3 Balcony

Unit - 1, 2 & 3

Super Area - 182.88 SQ.MT. (1970 SQ.FT.)

Carpet Area - 101.56 SQ.MT. (1093.19 SQ.FT.)

Balcony Area - 26.15 SQ.MT. (281.48 SQ.FT.)

Built-Up Area - 137.95 SQ.MT. (1484.90 SQ. FT.)

Disclaimer: While every attempt has been made to ensure the accuracy of the plans shown, all measurements, positioning, fixture, fittings and any other data shown are an approximate interpretation for illustrative purposes only and are not to scale. No responsibility is taken for any error, omission, mis-statement or use of data shown. The company reserves the right to make changes in the plans, specifications, dimensions and elevations without any prior notice. Super Area: (i) the entire area of the said flat enclosed by its periphery walls, including half of the area under common walls between two flats, and full area of walls in other case; area under columns, cupboards, windows, window projections and balconies; and (ii) proportionate share of service area to be utilized for common use and facilities, including but not limited to lobbies, staircase, circulating areas, lifts, shafts, passage, corridors, stilts, lift machine room, area for water supply arrangement, maintenance office, security/fire control rooms etc. Built up Area: Built up area, as per CREDAI definition, shall mean the total Polyline(P.Line) area measured on the outer line of the unit including balconies and /or terrace with or without roof. The outer walls which are shared with another units shall be computed at 50%. Remaining Outer walls are computed at 100%. Carpet Area: Carpet Area is the net usable floor area of an apartment, excluding the area covered by the external walls, areas under services shaft exclusive balcony or verandah area and exclusive open terrace area, but includes the area covered by the internal partition walls of the apartment. 1 sq. ft. = 0.0929 sq. mt., 1 sq. mt. = 10.764 sq. ft., 1 ft. = 0.305 mt and 1 mt = 3.281 ft.

FLOOR PLANS



Tower-C Key Plan

Type - III (1650) 3BHK + 3 T + 3 Balcony

Unit - 5

Super Area - 153.51 SQ.MT. (1650 SQ.FT.)

Carpet Area - 81.53 SQ.MT. (877.59 SQ.FT.)

Balcony Area - 26.70 SQ.MT. (287.39 SQ.FT.)

Built-Up Area - 113.72 SQ.MT.(1224.08 SQ. FT.)

Disclaimer: While every attempt has been made to ensure the accuracy of the plans shown, all measurements, positioning, fixture, fittings and any other data shown are an approximate interpretation for illustrative purposes only and are not to scale. No responsibility is taken for any error, omission, mis-statement or use of data shown. The company reserves the right to make changes in the plans, specifications, dimensions and elevations without any prior notice. Super Area: (i) the entire area of the said flat enclosed by its periphery walls, including half of the area under common walls between two flats, and full area of walls in other case; area under columns, cupboards, windows, window projections and balconies; and (ii) proportionate share of service area to be utilized for common use and facilities, including but not limited to lobbies, staircase, circulating areas, lifts, shafts, passage, corridors, stairs, lift machine room, area for water supply arrangement, maintenance office, security/fire control rooms etc. Built up Area: Built up area, as per CREDAI definition, shall mean the total Polyline(P.Line) area measured on the outer line of the unit including balconies and /or terrace with or without roof. The outer walls which are shared with another units shall be computed at 50%. Remaining Outer walls are computed at 100%. Carpet Area: Carpet Area is the net usable floor area of an apartment, excluding the area covered by the external walls, areas under services shaft exclusive balcony or verandah area and exclusive open terrace area, but includes the area covered by the internal partition walls of the apartment. 1 sq. ft. = 0.0929 sq. mt., 1 sq. mt. = 10.764 sq. ft., 1 ft. = 0.305 mt and 1 mt = 3.281 ft.



PROJECT SPECIFICATIONS

Floor Heights 3150 mm (10'-6")

Structure RCC Framed

Walls RCC walls

Door Frame 8'-0" height wooden

External door & Window UPVC/Aluminium Powder coated sliding Doors.

Main Door Laminated Finished door with brass fittings.

Flooring Big vitrified tiles on floor

Toilet Designer Glazed tiles 7'-0" Height on wall. Wall mounted W.C. Anti-skid floor tiles.

Kitchen Granite Platform with steel sink, Glazed tile in Dado up to 2'-0" from platform.

Internal Door Shutter factory finished laminated door shutter.

Lift Mitsubishi/Schindler/Otis or equivalent

Water Supply Concealed water lines with standard quality fittings C.P & Chinaware.

Electrical Concealed copper wiring with standard quality fittings, Boards & Switches.

Painting External wall finished with weather proof paint, Internal wall with acrylic emulsion (Plastic Paint), steel work finished with enamel paint.

Boundary Gated boundary wall Complex.

Others Designer Light Fixtures in Porch, Entrance Gate and Common Areas.


















Security Exclusive Guard at Main Entrance Lobby.

Balcony S.S. frame with glass

Civil Work (Shuttering) Aluminium shuttering for Structure work.



PROJECT FEATURES

-  Water features with fountains
-  Zen Park
-  Lilly Park
-  Rose Park
-  Spacious jogging track
-  Kids play area
-  Badminton court with basket ball
-  No vehicle movements in pathways
-  Rajasthani fort exterior
-  Exquisite double height club
-  Wave effect Swimming pool
-  Deck sitting with LED screen nearby swimming pool
-  Refreshment Bar
-  10.5 ft. floor to floor ceiling height
-  8 ft. door & windows in all the rooms
-  SS Railing with Glass in all the balconies
-  Terrace with cafés and exotic landscape



OUR LANDMARK PROJECTS

We carry learnings of three decades of our existence in everything we build. Our adamant belief in work principles and quality of agility in our actions has helped us turn thousands of dreams into a happy and thriving reality.



MERIDIAN
TOWERS
NOIDA EXTENSION



VVIP NAMAH

DELHI MEERUT EXPRESSWAY

3 & 4 BHK LUXURIOUS APARTMENTS

PRICE LIST

w.e.f.: 25/12/2024

FLOOR	BASIC COST									
	3 BHK + 3T + 3 Balcony		3 BHK + 3T + Study + 3 Balcony		3 BHK + 3T + Study + 3 Balcony		3 BHK + 3T + 3 Balcony		4 BHK + 5T + Store + 6 Balcony	
	SQ.FT.	SQ.MT.	SQ.FT.	SQ.MT.	SQ.FT.	SQ.MT.	SQ.FT.	SQ.MT.	SQ.FT.	SQ.MT.
Super Area	1650	153.51	1970	182.88	1980	184.13	1985	184.59	3105	288.44
Carpet Area	877.59	81.53	1093.19	101.56	1076.83	100.04	1034.85	96.14	1684.24	156.47
23	15675000		18715000		18810000		18857500		31050000	
22	15708000		18754400		18849600		18897200		31112100	
21	15741000		18793800		18889200		18936900		31174200	
20	15774000		18833200		18928800		18976600		31236300	
19	15807000		18872600		18968400		19016300		31298400	
18	15840000		18912000		19008000		19056000		31360500	
17	15873000		18951400		19047600		19095700		31422600	
16	15906000		18990800		19087200		19135400		31484700	
15	15939000		19030200		19126800		19175100		31546800	
14	15972000		19069600		19166400		19214800		31608900	
12-A	16005000		19109000		19206000		19254500		31671000	
12	16038000		19148400		19245600		19294200		31733100	
11	16071000		19187800		19285200		19333900		31795200	
10	16104000		19227200		19324800		19373600		31857300	
9	16137000		19266600		19364400		19413300		31919400	
8	16170000		19306000		19404000		19453000		31981500	
7	16203000		19345400		19443600		19492700		32043600	
6	16236000		19384800		19483200		19532400		32105700	
5	16269000		19424200		19522800		19572100		32167800	
4	16302000		19463600		19562400		19611800		32229900	
3	16335000		19503000		19602000		19651500		32292000	
2	16368000		19542400		19641600		19691200		32354100	
1	16401000		19581800		19681200		19730900		32416200	
GF	16434000		19621200		19720800		19770600		32478300	

Construction Link Payment Plan

Sl.	Installment Name	BSP
1	On Booking	10%
2	Within 30 Days of Booking	10%
3	On Completion of Excavation	10%
4	On Casting of First Basement Roof Slab	10%
5	On Casting of 2nd Floor Slab	7%
6	On Casting of 6th Floor Slab	7%
7	On Casting of 10th Floor Slab	7%
8	On Casting of 14th Floor Slab	7%
9	On Casting of 18th Floor Slab	7%
10	On Casting of 20th Floor Slab	5%
11	On Completion of Top Floor Slab	5%

FLOOR	BASIC COST								BSP
	3 BHK + 3T + 3 Balcony	3 BHK + 3T + 3 Balcony	3 BHK + 3T + 3 Balcony	3 BHK + 3T + 3 Balcony	3 BHK + 3T + 3 Balcony	3 BHK + 3T + 3 Balcony	3 BHK + 3T + 3 Balcony	4 BHK + 5T + Store + 6 Balcony	
12	On Starting of Finishing Work (POP/ Tiles work)	On Starting of Finishing Work (POP/ Tiles work)	On Starting of Finishing Work (POP/ Tiles work)	On Starting of Finishing Work (POP/ Tiles work)	On Starting of Finishing Work (POP/ Tiles work)	On Starting of Finishing Work (POP/ Tiles work)	On Starting of Finishing Work (POP/ Tiles work)	On Starting of Finishing Work (POP/ Tiles work)	5%
13	On Offer of Possession	On Offer of Possession	On Offer of Possession	On Offer of Possession	On Offer of Possession	On Offer of Possession	On Offer of Possession	On Offer of Possession	10%
	SQ.FT.	SQ.MT.	SQ.FT.	SQ.MT.	SQ.FT.	SQ.MT.	SQ.FT.	SQ.MT.	

ADDITIONAL CHARGES

1	One Car Parking	₹ 295000	18715000	18715000	₹ 75 /Sq.Ft	₹ 857500	31050000
2	Road facing PLC	₹ 100/Sq.Ft	₹ 154400	₹ 154400	₹ 50/Sq.Ft	₹ 18897200	31112100
3	Park facing PLC	₹ 100/Sq.Ft	₹ 793800	₹ 793800	₹ 50/Sq.Ft	₹ 8936900	31174200
4	Corner PLC	₹ 75/Sq.Ft	18833200	18833200	₹ 12000	₹ 35000	31236300
5	Club Membership	₹ 300000	18872600	18968400	19016300	19016300	31298400
6	Swimming pool facing PLC	₹ 150/Sq.Ft	18912000	19008000	19056000	19056000	31360500
7							
8							
9							
10							
11							
12							
13							
14							
15							
16							
17							
18							
19							
20							
21							
22							
23							
24							
25							
26							
27							
28							
29							
30							
31							
32							
33							
34							
35							
36							
37							
38							
39							
40							
41							
42							
43							
44							
45							
46							
47							
48							
49							
50							
51							
52							
53							
54							
55							
56							
57							
58							
59							
60							
61							
62							
63							
64							
65							
66							
67							
68							
69							
70							
71							
72							
73							
74							
75							
76							
77							
78							
79							
80							
81							
82							
83							
84							
85							
86							
87							
88							
89							
90							
91							
92							
93							
94							
95							
96							
97							
98							
99							
100							

FREE OF COST ADDITIONAL BENEFITS (FITTING & FIXTURES)

15	AC in All Rooms	18998000	19030200	Fan in All Rooms	19175100	31546800
14	Modular Kitchen	15972000	19069600	Exhaust Fan	19214800	31608900
13	Cupboard	16005000	19109000	LED Light in All Rooms	19254500	31671000
12	Chimney, Hob	16038000	19148400	Gypsum Board Fixing for Fire Pipe Covering inside Flat	19294200	31733100

CHEQUE TO BE MADE IN FAVOUR OF "VVIP EMS INFRAHOME"

10	16104000	Bank Details for Online Payment				19373600	31857300
Bank	16137000	19266600		19384400	19413300	31919400	
Account Number	16170000	19306000		19404000	19453000	31981500	
IFSC Code	16203000	19345400		19443600	19492700	32043600	
Branch Address				R-1/88, Raj Nagar, Ghaziabad (UP)			
Swift Code	16236000	19384800		19483200	19532400	32105700	

आनंद

Joy for everyday life

